



Making New Friends

Cam's Tale: A New School 

Good-bye, Dad!




Bye, Mom!




Oh!

Oh, no!



Look! They're my pencils. They aren't red. They're purple.



And it's my pencil case. It isn't orange. It's blue.



Mark (✓) only the objects in Cam's Tale.



Hi! I'm Molly.
What's your name?

Hello! My name's Sam.

1



a schoolbag

2



an eraser

3



a pen

4



a notebook

5



a pencil

6



a book



Let's be friends!

OK!



2 Read Cam's Tale and circle.

- | | | |
|------------------------------------|-----|----|
| 1. Molly says good-bye to her mom. | Yes | No |
| 2. Sam says good-bye to his mom. | Yes | No |
| 3. Molly and Sam are at school. | Yes | No |
| 4. Molly and Sam are now friends. | Yes | No |

Act out Cam's Tale.



Cam's Song

Stand up, line up, sing! 

What's Your Name?

Hi, hi! My name's Jim.
 What's your name?
 Hello, hello! I'm Kim.
 Let's be friends!

Bye, Kim! Bye, Kim!
 Bye, bye, bye!
 Good-bye, Jim! Good-bye, Jim!
 Bye, bye, bye!

Sing Cam's Song. 



Cam's Values

Read and stick. ★

1. Hello! My name's Niko.

2. –What's your name?
–I'm Eva.

2 Draw yourself saying *hello* to a new friend.



Cam's Values Code I can say "hi" or "hello" to new friends.





Vocabulary

Listen and stick.  



a pen

scissors



an eraser

a pencil

a glue stick



a notebook

a crayon



a sharpener



a pencil case




a ruler



Listen again, point and repeat.

Trace the words.


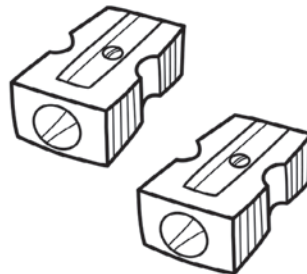
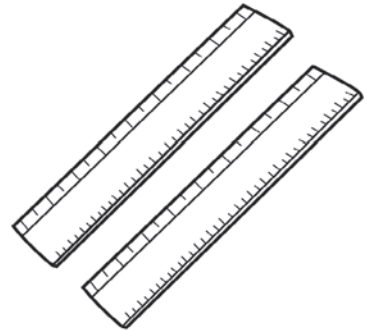





Clap and say! 

2 Listen, point and repeat. 

blue green orange
purple
red yellow pink

3 Listen and color. 



1 Listen and circle the school objects. 



2 Trace the words.



It's a desk.

It isn't an eraser.

They aren't notebooks.

It's a pen.

They're books.

3 Read and match.

1. What is it?

They're erasers.

2. What are they?

It's a notebook.

It's a crayon.

They're pens.



4 Look and circle.



1. What is it?

It's / **They're** a book.

It isn't / **They aren't** a notebook.



2. What is it?

It's / **They're** an eraser.

It isn't / **They aren't** a sharpener.



3. What are they?

It's / **They're** pencils.

It isn't / **They aren't** pens.



4. What are they?

It's / **They're** rulers.

It isn't / **They aren't** glue sticks.

Look!

What is it?

It's a pencil.

It's an eraser.

It isn't a ruler.

It is → **It's**

is not → **isn't**

What are they?

They're pens.

They aren't pencils.

They are → **They're**

are not → **aren't**



Big World,

Small World



Canada

Bonjour! My name's David! I'm from Canada.

1 Listen, follow and number in order.



The beaver is the national animal. Look! It's on this coin.



Canada is in North America. It's very big!



There are a lot of lakes in Canada.



Canada's capital city is Ottawa. It's beautiful!

2 Discover the mystery word and complete the sentence.

A	h	a	u	e
B	r	c	p	s
C	o	i	k	t
D	y	l	f	y



Canada's national sport is _____

A C B C A D

3 Follow the route and read.

Explore Canada



Vancouver is on the West Coast. People speak English.

Vancouver

In winter, Canada is very cold. Look at the **Niagara Falls!**



Niagara Falls

Iqaluit is a small city in the north. People speak Inuit.



Iqaluit
Start here



Montreal is a beautiful city in the east. People speak French.

Montreal

- ⦿ Circle the cities on the map.

4 Connect, color and trace.



The maple leaf is on the flag of Canada. It represents unity.





Practice

1 Look and complete.

1. What is it?



It's a pen.
It isn't a pencil.

3. What is it?



It's an eraser.
It's not a pencil case.

2. What are they?



They're notebooks.
They are books.

4. What are they?



They're pencil sharpeners.
They are sharpeners.

2 Listen and circle. 

1.



2.



3.



4.



Speaking

1 Hear it, say it, spell it! 13

1. _____ 3. _____
2. _____ 4. _____

2 Listen and chant. 14

–Look! What is it?

–It's a pen.

It's purple.

–Look! What are they?

–They're pencils.

They're pink.

–Look! What is it?

–It's a pencil case.

It's pink and purple.

–Look! What are they?

–They're sharpeners.

They're pink and purple.



Cam's Chat

1 Unscramble the question and complete the answer.  15

your / name / What's

?

My name is _____.

2 Practice the dialogue.



Pair Work

STUDENT A

Go to page 143.

STUDENT B

Go to page 147.



Writing

Read

1 Read and circle the school objects.

Look!

It's a schoolbag. It's purple.

It's a pencil case. It's blue.

They're scissors. They're green.

They're rulers. They're red.



Look!

Sentences start with capital letters:

Look! It's a schoolbag.

Think

2 Find and circle the capital letters in Activity 1.

3 Color the capital letters and complete.

T

I

I

t

i

L

1. _____ hey're yellow and pink.

2. _____ t's orange.

Plan

4 Draw your schoolbag with your school objects.



Draft

5 Read, trace and write. Follow the model in Activity 1.

Look! It's a schoolbag. It's _____.

It's a/an _____ It's _____.

They're _____ They're _____.

They're _____ They're _____.

Reflect

6 Read and circle.

- | | | |
|--|-----|----|
| 1. The sentences describe the drawing. | Yes | No |
| 2. The sentences start with capital letters. | Yes | No |



Continue in your Practice Book, page 16.